

Universal Biosensors Inc

Bell Potter Healthcare


Placing the universal power of biosensors into the hands of those who need it

©Copyright Universal Biosensors 2021. Private and confidential.



Important Disclaimer

Presentation and Company

You must read the following notices (Disclaimer) before reading or making any use of this presentation or any information contained in it (collectively, the Presentation). The Presentation is private and confidential and has been prepared solely for informational purposes by Universal Biosensors, Inc. (Company). By receiving the Presentation, you acknowledge that you have read, understood, accepted and satisfied the terms and conditions of this Disclaimer and agree to be bound by the terms and conditions of the Disclaimer, including any modifications to them. No part of this Presentation may be reproduced, distributed or transmitted in any form or by any means without the prior written permission of the Company. This presentation is intended to provide a general outline only and is not intended to be a definitive statement on the subject matter. This presentation is not financial advice and has been prepared without taking into account the objectives, financial situation or needs of a particular person. Neither the Company, nor its officers or advisors or any other person warrants the accuracy of the analysis herein or guarantees the investment performance of the Company. Investors must make their own independent assessment of the Company and undertake such additional enquiries as they deem necessary or appropriate for their own investment purposes.

Forward Looking Statements and Risks

The statements contained in this presentation that are not purely historical are forward-looking statements within the meaning of the United States Exchange Act. Forward-looking statements in this presentation include statements regarding our expectations, beliefs, hopes, intentions or strategies. You can identify these forward-looking statements by the fact that they use words such as “anticipate”, “estimate”, “expect”, “project”, “should”, “can”, “could”, “propose”, “potential”, “outlook”, “future”, “illustration”, “predict”, “will”, “would”, “intend”, “plan”, “believe”, “target”, “may”, “assume” and other words and terms of similar meaning in connection with any discussion of future operating or financial performance. All forward-looking statements included in this presentation are based upon information available to us as of the date hereof, and we assume no obligation to update any such forward-looking statement as a result of new information, future events or otherwise. Our actual results could differ materially from our current expectations. Factors that could cause actual results to differ materially from our current expectations include but are not limited to: the success of research and development activities, decisions by regulatory authorities regarding approval of our products, UBI’s ability to protect its patents and other intellectual property, difficulties or delays in manufacturing, the ability to successfully market new and existing products, competitive developments affecting our products, fluctuations in interest and currency exchange rates, distribution, pricing, reimbursement, acquisitions or divestitures, litigation or government investigations and legislation or regulations that affect product production. The Company is subject to a number of risks which may result in our actual results differing materially from our current expectations. These risks may be out of the control of, and unknown to, UBI and its officers, employees, advisors or agents. For a summary of key risks, refer to the Company’s most recent Form 10-K filed with the United States Securities and Exchange Commission and the Australian Securities Exchange.

Past Performance and Financial Information

Past performance information given in this Presentation is given for illustrative purposes only and should not be relied upon as (and is not) an indication of future performance. Actual results could differ materially from those referred to in this Presentation. All dollar values are in Australian dollars (AUD\$) unless otherwise stated. This Presentation contains pro forma and forecast financial information. The pro forma and forecast financial information provided in the Presentation is for information purposes only and is not represented as an indication of the Company’s actual or future financial position. In addition, certain figures, amounts, percentages, estimates, calculations of value and fractions in this presentation are subject to the effect of rounding. Therefore, the actual calculation of these figures may differ from the figures set out in the Presentation.

Photographs, Diagrams and Industry Data

Photographs in this Presentation which do not have descriptions are used for illustration only and should not be interpreted to mean that any person shown endorses this Presentation or its contents or that the assets shown are owned by the Company. Diagrams in this Presentation have been prepared by the Company, are illustrative only and may not be drawn to scale. Unless stated otherwise, all data contained in tables, charts and graphs is based on information available at the date of this Presentation. This Presentation contains industry and market data and statistics, third party estimates and other information (including industry forecasts and projections). The Company has not independently verified the industry data included in this Presentation.

Securities and Distribution Limited

Under applicable United States securities laws all of the shares of our common stock are “restricted securities” as that term is defined in Rule 144 under the Securities Act of 1933, as amended. Restricted securities may be resold in the public market to United States persons as defined in Regulation S only if registered for resale or if they qualify for an exemption from registration under the Securities Act. We have not agreed to register any of our common stock for resale by security holders. Distribution or release of this Presentation outside Australia may be restricted by law and such restrictions should be observed. Persons who come into possession of this Presentation who are not in Australia should seek advice on and observe any such restrictions. Any failure to comply with such restrictions may constitute a violation of applicable securities laws.

Placing the universal power of biosensors into the hands of those who need it

Future of UBI

UBI is a biosensor company and **world leader** in electrochemical cell technology with a long **history of innovation** and establishing **global partnerships**.

Our patented technology is based on diagnosis and measurements using a portable handheld device from a **“finger prick of blood”** sample (size).

UBI’s biosensor technology platform has been used to deliver more than **10 billion diagnostic tests** to patients worldwide generating billions of dollars in sales.

We have licensed and partnered new technology and new biosensors with global applications.

Our new technology platform has sensitivity to “picomolar or smaller” levels of detection which is 1,000,000+ times more sensitive than our legacy technology.

Our ambition is to build a multi product stable of biosensors in large markets which generate ongoing revenue streams.

We have moved away from defining ourselves as a Research and Development (R&D) company with long lead times and expensive research programs.

Placing the universal power of biosensors into the hands of those who need it

©Copyright Universal Biosensors 2021. Private and confidential.

Future of UBI

UBI has

1. Three products generating **sales growth** in **global** markets

Sentia – wine testing platform,

Xprecia Stride – Coagulation monitoring device,

HRL reference laboratory.

2. **New products** being **launched**

Sentia – testing for Malic Acid, Glucose, Fructose with other tests to come,

Xprecia Prime – next generation coagulation monitoring (7 years in development).

3. **Very strong balance sheet** – (\$20m in cash and no debt).

4. **Significant development opportunities**

Cancer monitoring point of care,

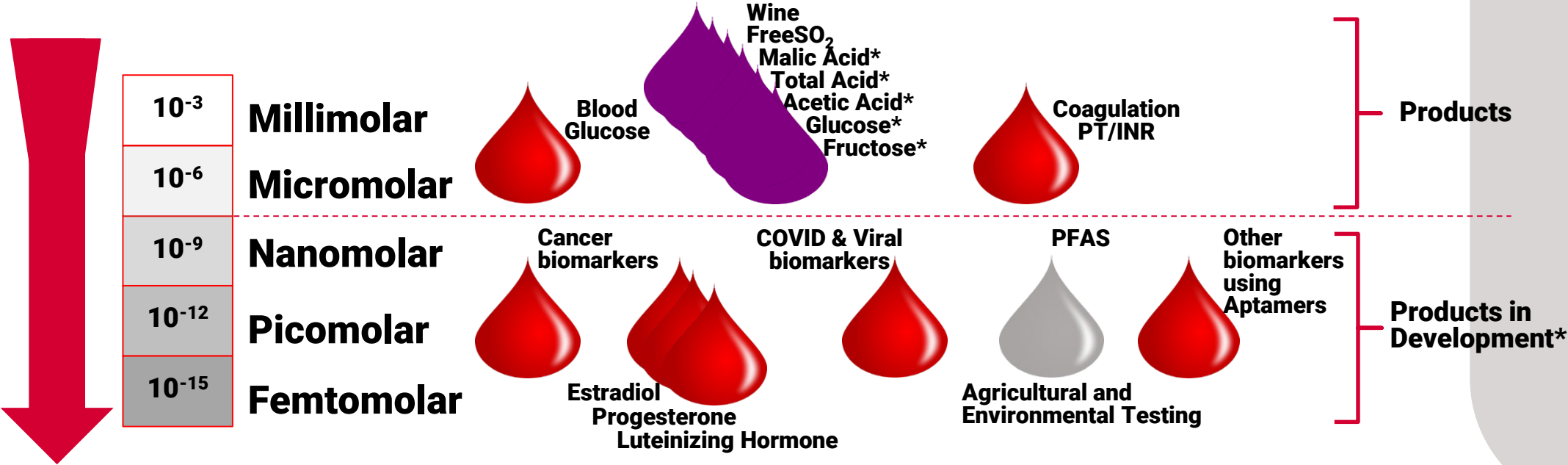
Aptamer technology.

Placing the universal power of biosensors into the hands of those who need it

©Copyright Universal Biosensors 2021. Private and confidential.

Future of UBI

New platform technology



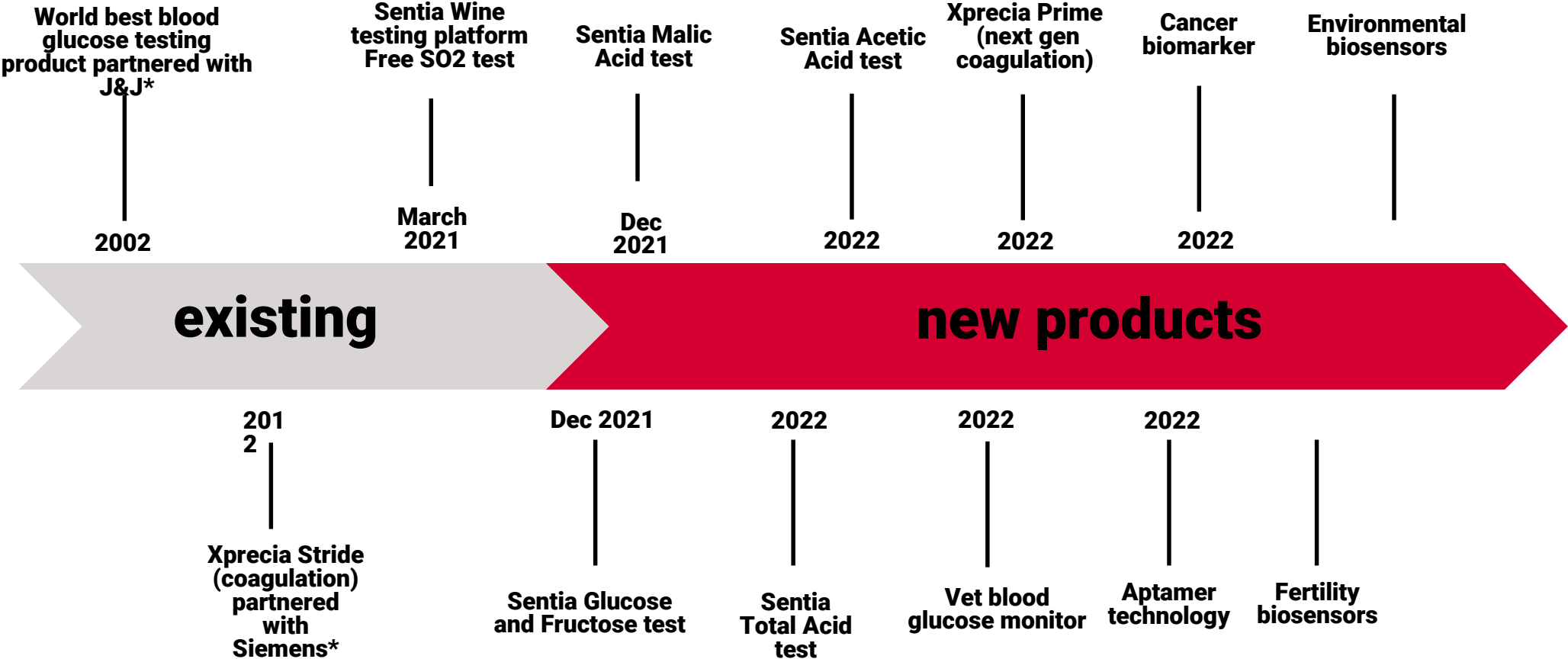
Placing the universal power of biosensors into the hands of those who need it

©Copyright Universal Biosensors 2021. Private and confidential.



Future of UBI

Products and timelines



*J&J and Siemens contracts and partnerships have ended with no further revenues or expenditure expected

Placing the universal power of biosensors into the hands of those who need it



Sentia

Sentia is UBI's first new product in 7 years.

Sentia is a hand-held, portable testing device which will **change the nature of laboratory testing** in the wine industry.

Sentia delivers **medical grade biosensor technology** to the wine industry.

Sentia delivers specificity and sensitivity **for free SO₂ testing** and will deliver Glucose, Fructose and Malic Acid testing capability during 2021.


Sentia delivers **significant cost savings** and productivity gains to the global wine industry.



01. Easy-to-follow prompts



02. At-barrel convenience



03. Only small sample drop required



04. 30 second result

Placing the universal power of biosensors into the hands of those who need it

©Copyright Universal Biosensors 2021. Private and confidential.

Sentia

Why Sentia?



Make better wine

01.

Fast

On the spot results within 1 min

02.

Accurate

Improved accuracy

03.

Portable

Genuine 'at barrel' testing

04.

Efficient

Improve processing efficiency & associated costs

05.

Quality

In-built quality control checks for each test

06.

Easy

No reagents
Automatically calibrated

Placing the universal power of biosensors into the hands of those who need it

©Copyright Universal Biosensors 2021. Private and confidential.

Sentia

Update

UBI launched “**Sentia Wine Analyzer**” in March 2021.

- **8%** of production wineries in Australia have purchased Sentia (7 months).
- Distribution deals, agreements and first sales made in **12 countries**.
- Direct sales representation established in USA.
- Global digital marketing campaign built and being rolled out.

Independent product validation of the performance of Sentia against global reference methods completed by globally renowned institutions:

- Australian Wine Research Institute (AWRI),
- California State University (Fresno),
- Dubernet Laboratoires (France) ,
- Institut für Weinbau und Oenologie (Institute of Vitiscience, Germany) and
- Pontificia Universidad Católica de Chile.

New distribution contracts being negotiated

- ✓ *France (3),*
- ✓ *Spain,*
- ✓ *Italy (2),*
- ✓ *Greece,*
- ✓ *Austria,*
- ✓ *Germany,*
- ✓ *Hungary,*
- ✓ *Croatia,*
- ✓ *Serbia,*
- ✓ *Poland*
- ✓ *Bulgaria,*
- ✓ *Latvia,*
- ✓ *Slovenia,*
- ✓ *Romania,*
- ✓ *England and*
- ✓ *USA*

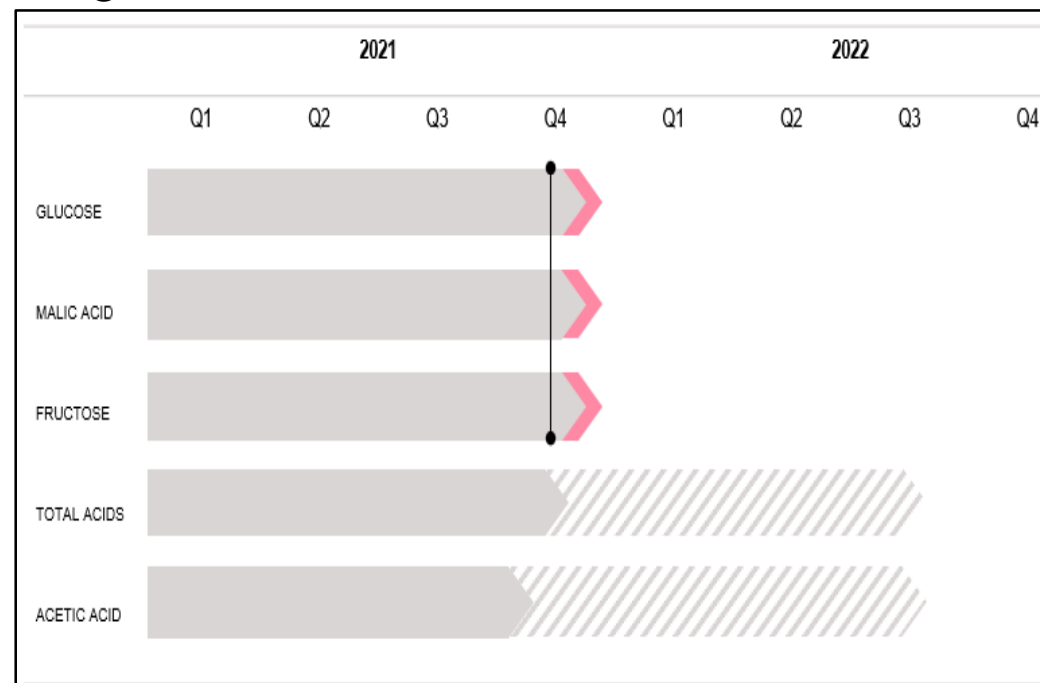
Placing the universal power of biosensors into the hands of those who need it

©Copyright Universal Biosensors 2021. Private and confidential.

Sentia

New Products and market potential

Target Dates for New Product Launch



* Glucose Commercial Launch will occur simultaneously with Fructose

UBI estimate of potential global market share	Potential UBI Sales (\$AUD)
5%	24,121,822
10%	44,071,660
15%	64,021,499
20%	83,971,337
25%	106,243,182

Assumptions

UBI has used its own market information and assumptions to estimate potential sales based on share of global market

Placing the universal power of biosensors into the hands of those who need it

Xprecia Stride

Xprecia Stride (coagulation monitoring device) **sales up 132%**.

Agreed **13 new distribution deals** for Xprecia Stride in Germany, Switzerland, Poland, Malaysia, Romania, Slovenia and Macedonia.

Installed base of over 3,500 units throughout the world and **sold in 36 countries**.

Xprecia Stride launched by Siemens in 2015 and UBI took over the distribution in H12021.

Migrating existing Siemens distribution network to UBI to deliver sales growth.

Average Selling price per strip increasing as a result of the migration of the client base.

Xprecia Prime

Future and market potential

Clinical trials **commenced** and first patient enrolled.

Clinical trials expected to be **completed H1 2022**.

FDA and European **approvals expected 2022**.

Xprecia Prime will have the full range of PT/INR coagulation measurements which will make it competitive (if not superior) against the leading global products.

UBI expect to increase its market share of the global coagulation market.

UBI estimate of potential global market share	Potential UBI Sales (\$AUD)
3%	14,642,295
4%	18,088,519
5%	21,296,773
10%	42,593,546
15%	63,890,319

Assumptions

UBI has used its own historical market information and public data to generate estimated potential sales based on share of global market

Xprecia Prime

Future

Is the **next** generation coagulation platform (device and test strip).

Has been 7 years in development.

USA based Clinical Trial launched and first patient enrolled.

	UBI: Xprecia Prime	iLine: MicroINR	Roche: CoaguChek Vantus	Roche: CoaguChek Plus
Sample Size (µL)	8 ✓	3	8	8
Unit of Measure	INR & SEC	INR	INR	INR, SEC %Q
Measuring Range	0.8 – 8.0 ✓	0.8 – 6.0	0.8 – 6.0	0.8 – 8.0
Accuracy vs reference (slope, intercept, r ²)	0.96, 0.09, 0.94 ✓	1.04, 0.03, 0.94	0.98, 0.1, 0.83	1.075, -0.1, 0.94
Touchscreen	Y ✓	N	N	Y
Data Communication	Wired / Wireless	Wired	Wired / Wireless	Wireless
Power	Rechargeable ✓	Rechargeable	4 AAA Batteries	Rechargeable
Test Memory	2000 ✓	199	400	2000
Price	<< \$650 ✓	\$650	\$650 - \$900	\$1050 - \$1550

Placing the universal power of biosensors into the hands of those who need it

©Copyright Universal Biosensors 2021. Private and confidential.

Veterinary Biosensor

Petrackr blood glucose monitor

Biosensor test strip and meter development for the detection and monitoring of diabetes in cats and dogs has commenced and is on track.

Anticipated to launch H2 2022.

There are no significant regulatory hurdles.

Market opportunity in excess of \$200m.

UBI estimate of potential global market share	Potential UBI Sales (\$AUD)
5%	9,621,294
10%	21,426,622
15%	35,787,816
20%	59,163,570
25%	82,348,294

Assumptions

UBI has used its market information and public data to generate estimated potential sales based on share of global market

Cancer Biosensor

Tn Antigen

Tn Antigen biosensor development work progressing well.

Trials have commenced with Peter Mac, Victorian Cancer Biobank and CIC bioGUNE. Trial results expected H1 2022.

UBI signed a Master Collaboration Agreement with The Mayo Clinic to test and validate our Tn cancer biomarker and then investigate the utility of The Mayo Clinic's "research biomarkers" on UBI's platform.

UBI's ambition is to:

- **Develop a finger prick blood test which can be used at home or at the physician's clinic.**
- **The Tn cancer biomarker test will initially be used to monitor the status and progression of a cancer patients' tumors whilst in remission.**
- **Ultimately the Tn cancer biomarker test may be used for cancer screening and staging.**

Cancer Biosensor

Tn Antigen

Existing cancer biomarkers used to manage cancer patients:

- **PSA** – for prostate cancer has clinical sensitivity (85%) and specificity (30%). Estimated total revenue in 2021 is \$3.5 billion.
- **CEA** – for colorectal cancer to detect tumor growth has clinical sensitivity (55%) and specificity (83%). Estimated total revenue in 2021 is \$3.4 billion.
- **CA 15-3** – for breast cancer patients has clinical sensitivity (54%) and specificity (91%).

If each cancer survivor in remission tested themselves once a month then

Current Remission Monitoring Protocols	
Number of people in remission from carcinomas per year	78,000,000
Average number of tests per person per year	1.5
Number of tests per year	122,252,509
Average cost per test	AUD \$139
Cost of remission monitoring per year	17,010,592,215
Potential Remission Monitoring Protocols Tn Antigen	
If each person in remission is tested monthly with a Tn Antigen test.	
Average number of tests per person per year	12
Number of tests per year	936,000,000
Average cost per test	AUD \$12
Cost of remission monitoring per year	11,232,000,000

Placing the universal power of biosensors into the hands of those who need it

©Copyright Universal Biosensors 2021. Private and confidential.

UBI Technology

New products

New products being developed to enhance UBI's diagnostic and monitoring product range:

- **Oncology,**
- **Women's health,**
- **Aptamer technology;**

Proof of concept successful.

Working on securing various aptamer technologies.

Finance

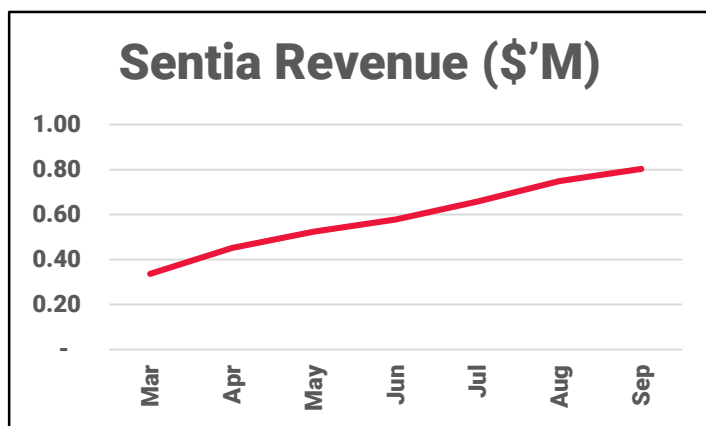
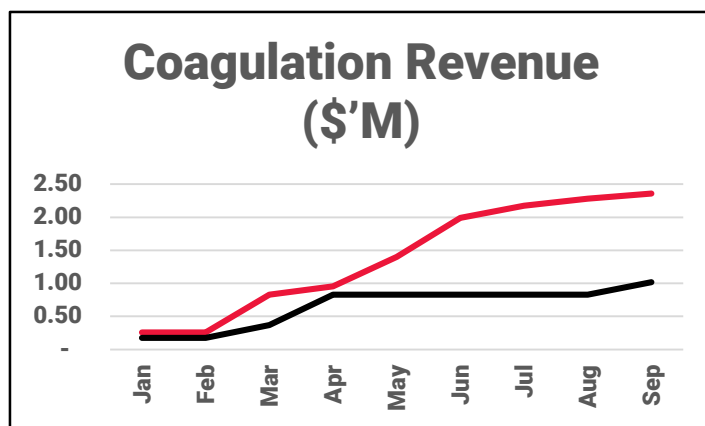
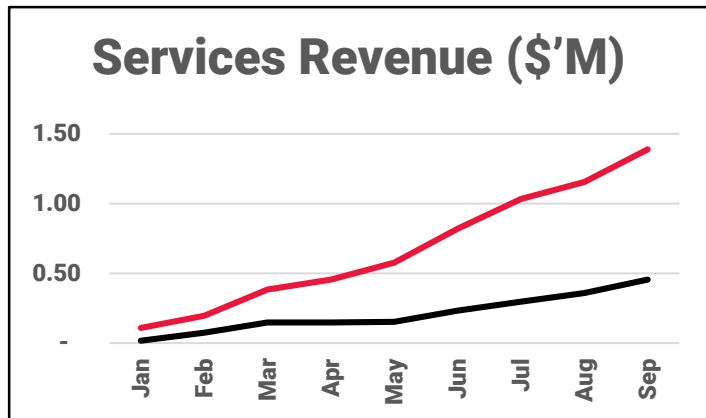
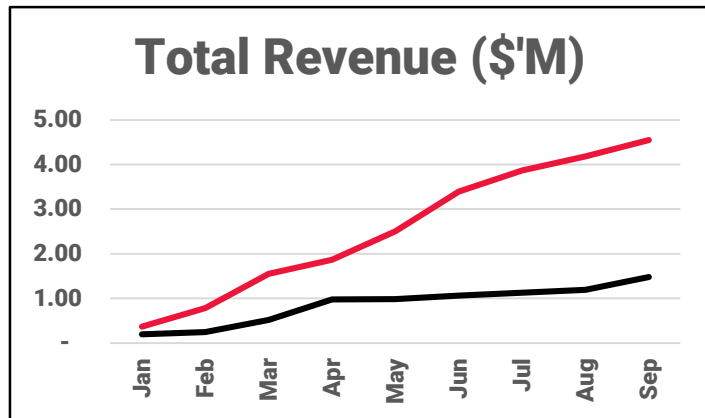
9 months ended 30 September 2021

Sales up 208%.

Xprecia Stride sales up 132%.

Sentia Sales reaches \$1m in October.

Receipts from customers up 547%.



— Actual — Prior Year

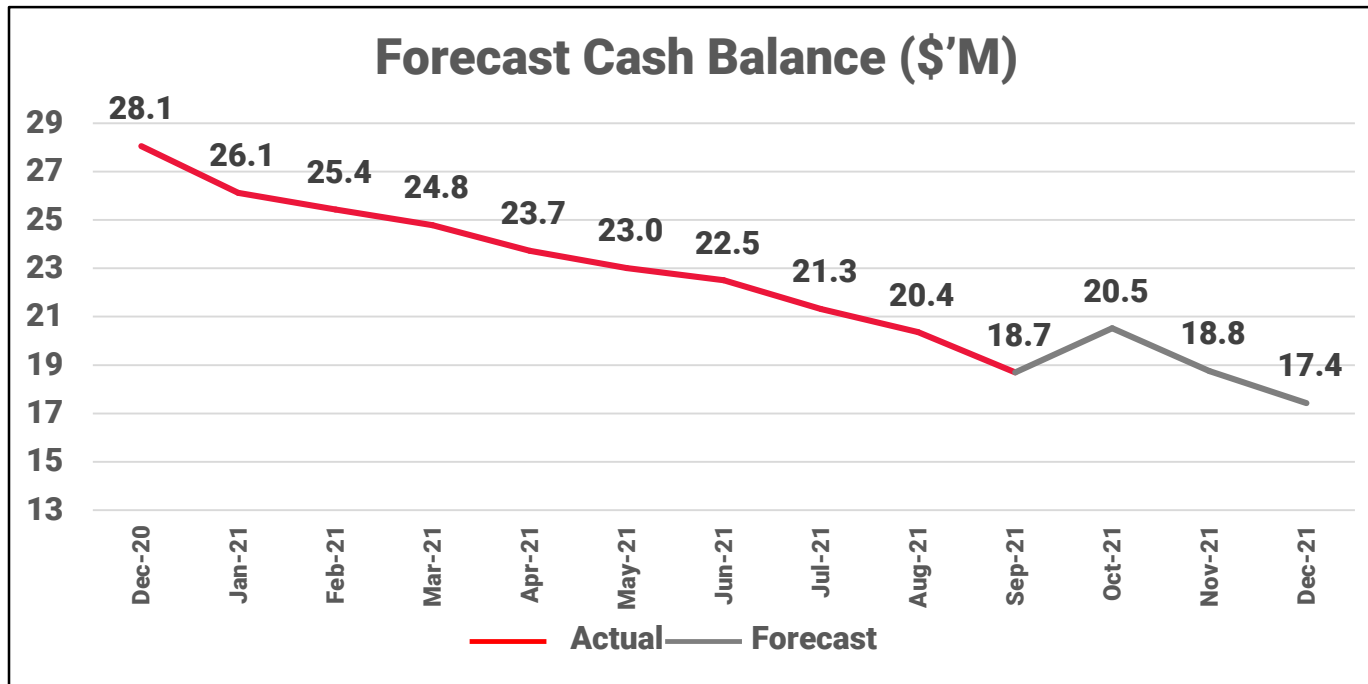
Placing the universal power of biosensors into the hands of those who need it

©Copyright Universal Biosensors 2021. Private and confidential.



Finance

Strong cash position



Forecast to 31 Dec 21	AUD \$m
Cash used in operations	2.4
Cash invested in new products	7.7
Other capex	0.6
	10.7

Placing the universal power of biosensors into the hands of those who need it

Finance

Strong share price

Share price from 10 June 2020.



Placing the universal power of biosensors into the hands of those who need it

©Copyright Universal Biosensors 2021. Private and confidential.

END

**John Sharman
Chief Executive Officer
Universal Biosensors, Inc**


Placing the universal power of biosensors into the hands of those who need it

©Copyright Universal Biosensors 2021. Private and confidential.

